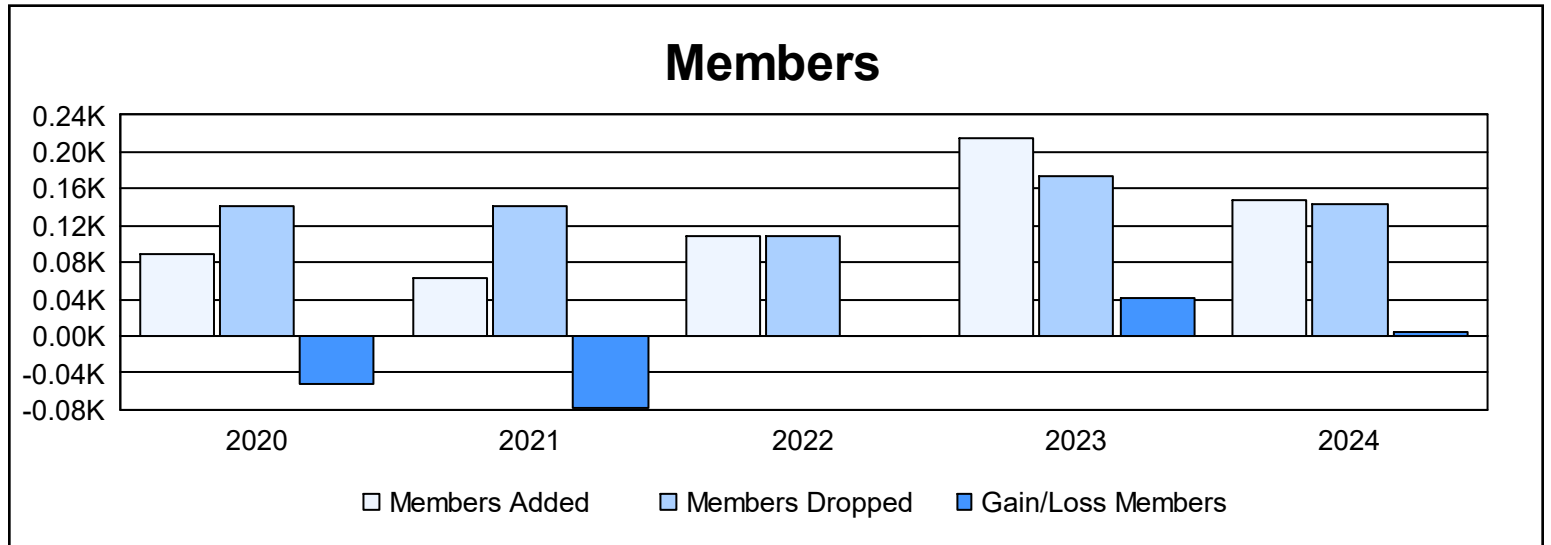
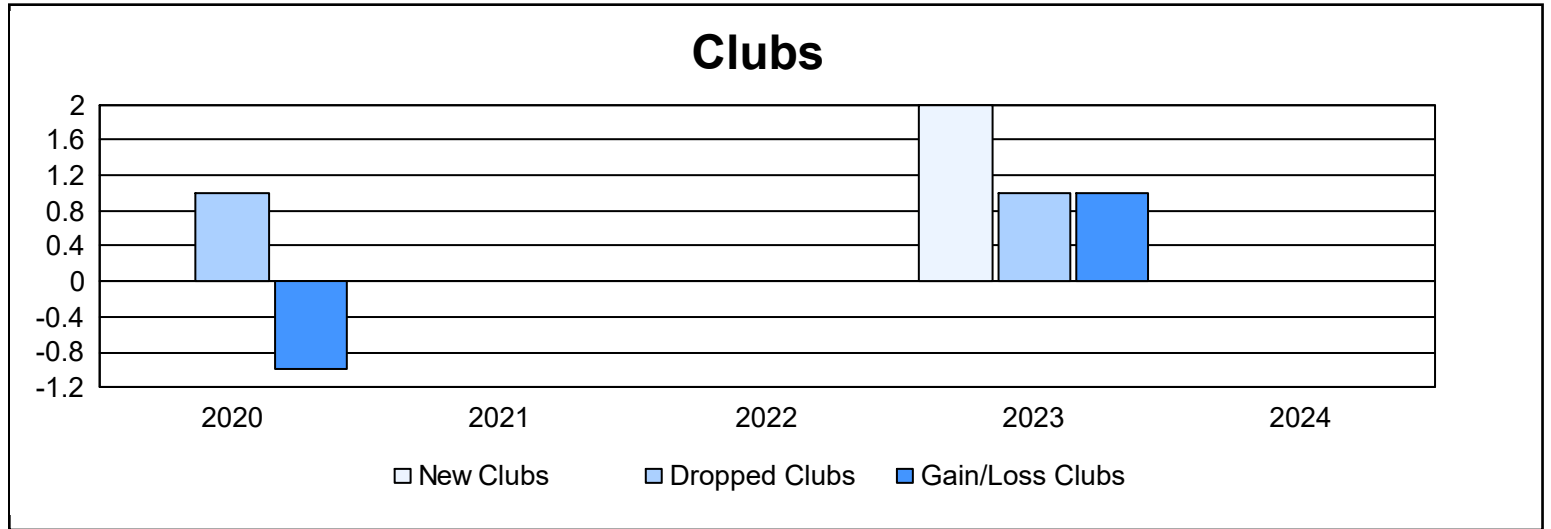
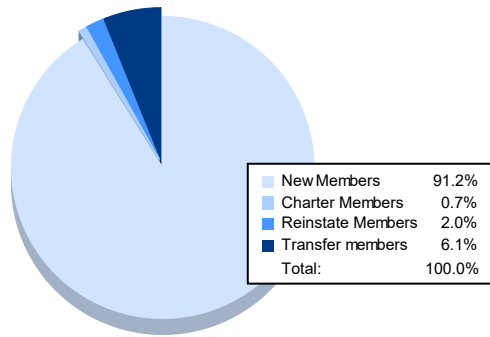


Year	New Clubs	Dropped Clubs	Gain/ Loss Clubs	New Members	Charter Members	Reinstate Members	Transfer Members	Total Member Added	Total Members Dropped	Gain/ Loss Members
2019-2020	0	1	-1	76	1	4	9	90	142	-52
2020-2021	0	0	0	53	1	4	5	63	142	-79
2021-2022	0	0	0	96	1	5	7	109	108	1
2022-2023	2	1	1	149	49	7	9	214	173	41
2023-2024	0	0	0	135	1	3	9	148	143	5
<b>Average</b>	<b>0</b>	<b>0</b>	<b>0</b>	<b>102</b>	<b>11</b>	<b>5</b>	<b>8</b>	<b>125</b>	<b>142</b>	<b>-17</b>



### Membership Composition June 2024 Cumulative



### Gender Composition June 2024 Cumulative

